

MANISCOPIC

MLT 742
Turbo


- Maximum lifting height : 6.90 m
- Capacity : 4200 kg
- Maximum forward reach : 3.93 m
- Torque convertor




MLT 742 TURBO - PFB 45 MT 1670


 **MANITOU**


MLT 742 Turbo


 **Lifting capacity**4200 kg
(load centre at 500mm from forks heels)
Tipping load at maximum reach1990 kg


 **Lifting height**6.90 m
Times: unladen / loaded (in s)
Lifting7.7/8.2
Lowering6/7.2
Boom extension.....7.1/7.4
Boom retraction.....4.3/4.7
Time unladen (in s)
Crowd3.5
Dump.....3.2


 **Tyres**
460-70 R 24

 **Forks (mm)**
Length.....1200
Width X thickness.....125 x 50
Maximum distance between forks.....1260
Carriage rotation.....146°


 **Oil bath multidisc assisted brakes on front and rear axles**

 **Perkins engine STAGE III A**
Turbo: 1104 D - 44 TA.....4 cyl. - 4400 cm³
Power (ISO/TR 14396):.....101 HP/74.5 kw
Maximum torque
(ISO/TR 14396):410 Nm at 1400 rpm
Direct injection
Water cooling

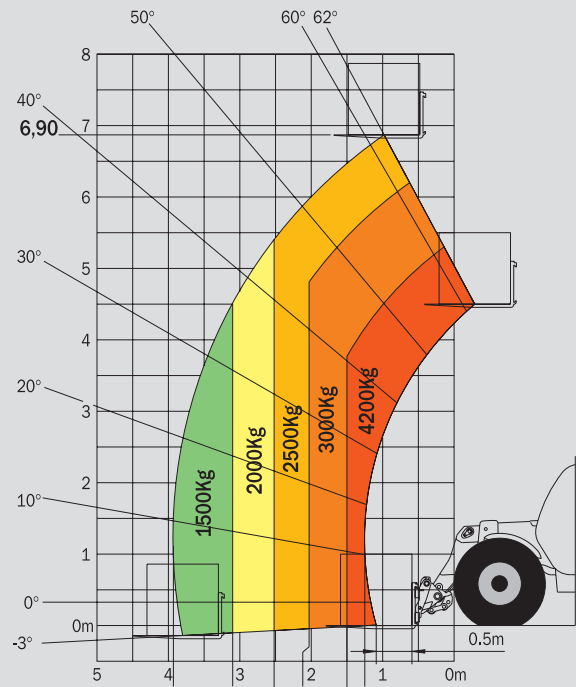
 **Transmission**torque convertor
Reversing shift.....electrohydraulic
Number of speeds4/4
Limited slip differential lock
Max. travel speed up to.....28 km/h*

 **Hydraulic**
Turbo106 l./mn - 250 bars
Flow divider with load sensing device driving and braking

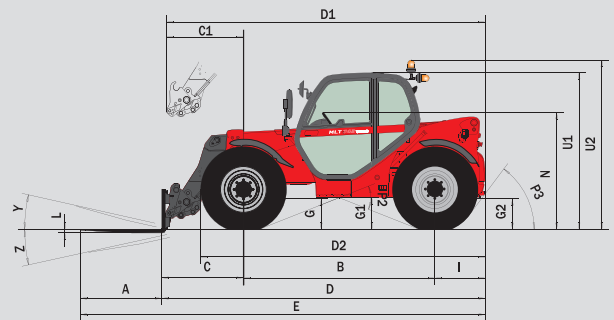
 **Capacities**
Hydraulic oil128 l
Fuel tank120 l

 **Weight unladen (with forks)**7650 kg
Overall height2.30 m
Overall width2.26 m
Overall length (at forks carriage).....4.80 m
Ground clearance0.44 m
Turning radius (outside wheels)3.82 m
Drawbar pull.....8430 daN

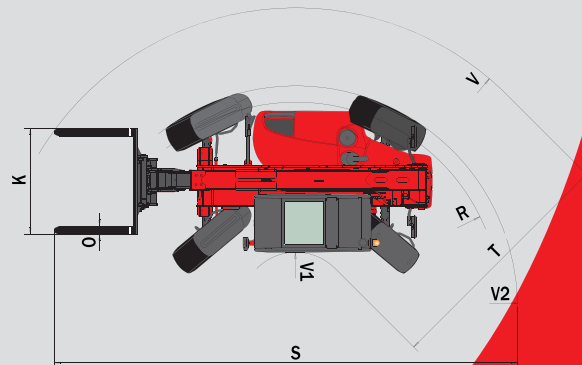
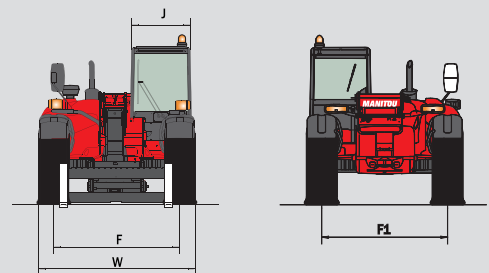
Forward reach at maximum height : 1.03 m



EN 1459 annexe B



MLT 742 T	
A	1200
B	2810
C	1231.5
C1	1288
D	4804.5
D1	4861
D2	4158
E	6004.5
F	1846
F1	1846
G	455
G1	440
G2	440
I	763
J	865
K	1260
L	50
N	1690
O	125
P2	38°
P3	53°
R	3610
S	7654
T	3505
U1	2300
U2	2550
V	4865
V1	1360
V2	3817.5
W	2261
Y	12.3°
Z	133.5°



mm

This publication in no way constitutes an offer and the company reserves the right to alter specification without prior notice. The MANITOU models presented in this brochure can be supplied complete with optional equipment attachments. Operator shall conform with applicable regulation.
* Can change according to the local regulation.



MANITOU BF SA

B.P. 249 - 44158 Ancenis Cedex - France
Tel. : 33 2 40 09 10 11 / Export Department Fax : 33 2 40 09 10 97
www.manitou.com

700048EN-D - 02/09 - Doc BE 501/Ind. A

